

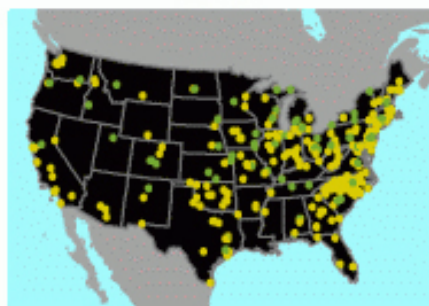
U.S. Prison Proliferation, 1900-2000

1900



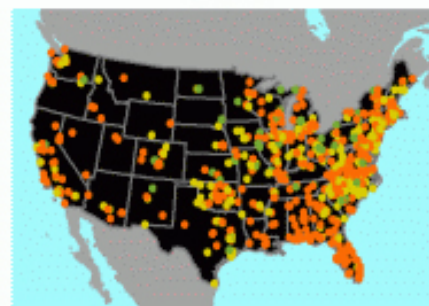
People in state and federal prisons: 57,070
Rate per 100,000 U.S. residents: 69¹

1940



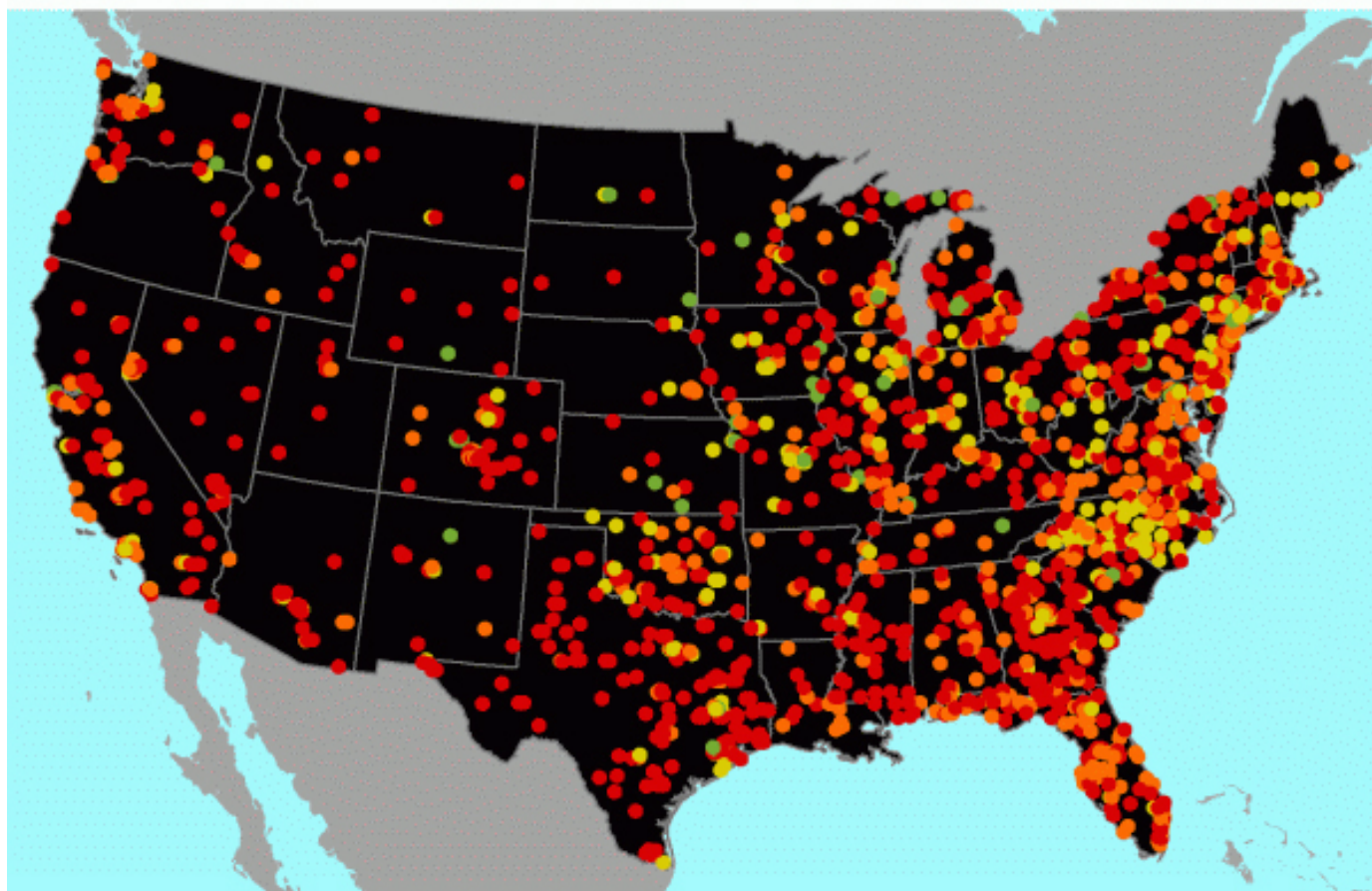
People in state and federal prisons: 165,585
Rate per 100,000 U.S. residents: 125¹

1980



People in state and federal prisons: 329,821
Rate per 100,000 U.S. residents: 145¹

2000



People in state and federal prisons: 1,312,354. Rate per 100,000 U.S. residents: 478

In addition to the prisons represented here, the United States has more than 3,000 jails holding people awaiting trial or serving short sentences.
Overall, the United States incarcerated over 2 million people (one in every 143 U.S. residents) in prisons and jails at yearend 2000.²

Year Prison Opened: ● 1778 - 1900 ● 1901 - 1940 ● 1941 - 1980 ● 1981 - 2000

Designed by Rose Heyer for PrisonersoftheCensus.org

Created March 28, 2005. Data Source: U.S. Dept. of Justice, Bureau of Justice Statistics. *Census Of State And Federal Adult Correctional Facilities, 2000*. Conducted by U.S. Dept. of Commerce, Bureau of the Census. ICPSR ed. Ann Arbor, MI, 2004. Cartography Source: Environmental Systems Research Inst.

¹U.S. Dept. of Justice, Bureau of Justice Statistics. *Historical Corrections Statistics in the United States, 1850 - 1984*, Dec. 1986.

²U.S. Dept. of Justice, Bureau of Justice Statistics. *Prisoners in 2000*, Aug. 2001.